


Volvo Construction Equipment
Building Tomorrow



P7110B, P7170B

Volvo Tracked And Wheeled Pavers 3.0-7.9 m 10-26 ft 175 kW 235 hp





VISIBILITY



Benefit from supreme visibility of the entire paving process. Volvo pavers provide unobstructed views of material flow from the delivery vehicle, to the auger tunnel and end gate.

All-around visibility

Born from the Blaw-Knox legacy, Volvo offers you 360° paving visibility. With seats that can be extended beyond the edge of the paver and an unobstructed view of the auger tunnel and hopper – the operator has an excellent view of material flow for ultimate paving quality. Capitalize on industry-leading visibility and see your work from every angle with Volvo pavers.

Operator platform

Volvo's unique, low profile, single level platform has been designed for ease of operator movement and safety. The design allows for temporary storage of belongings and tools.



Safe access

Large steps, handrails and anti-slip platform plates provide safe and easy access to the screed platform.



Control consoles

Two consoles allow the paver to be operated from the left or right side of the machine. The consoles rotate and tilt to align with the adjustable seats for comfort, enhanced visibility and productive operation. Paving controls are intuitively grouped by function. Switches are backlit and labelled with icons and text for ease of identification, day or night.




Performance powered by Volvo

Volvo delivers powerful and precise paving. The high performance, premium Volvo engine supplies all the power you need to pave the most challenging applications. Experience quality paving at its best with Volvo.

Precise hydraulics

Volvo's hydraulic system supplies power to the paving functions according to demand, lowering fuel consumption. The powerful system ensures fast response while delivering smooth operation for ultimate paving control.



Hydraulic tunnels

With a push of a button, two stage tunnels can be hydraulically extended to confine and control material – ensuring an even head of material in front of the screed for the best possible mat quality.



Range of screeds

For increased versatility, Volvo offers a range of screeds with front or rear mounted extensions designed to give you the best paving quality, uniformity and smoothness.

Add or remove extensions in minutes thanks to Volvo's quick coupling system.



Four sensor system

Four standard ultrasonic sensors automatically regulate the proper delivery and flow of material to match the paver's speed and ensure smooth and consistent paving.





VOLVO TIER 4 FINAL ENGINE



The Powerful, fuel efficient Volvo D8 235 horsepower (175kW) engine employs a Diesel Particulate filter (DPF) with continuous regeneration to gradually oxidize particulate matter during operation at low to medium exhaust temperatures. It requires no intervention on the part of the operator until the service regeneration, and there is no loss of power or performance during normal machine operation.

P7110B tracked paver

RANGE OF SCREEDS



Volvo offers a range of extendable, front and rear mounted screeds for increased versatility.

VOLVO TIER 4 FINAL ENGINE



The powerful and fuel efficient Volvo Tier 4 Final engine meets demanding emission regulations and industry-leading fuel efficiency.

Diesel Exhaust Fluid (DEF)

Volvo offers a total DEF solution that is quality assured, cost efficient and easily accessible. Contact your Volvo dealer for more information.

Hopper

Large hopper capacity for continuous paving. Durable, rolled hopper wings prevent material build-up to improve clean-up.

Blaw-Kote® coating

The Blaw-Kote® protective coating system offers an environmentally friendly solution that minimizes asphalt from sticking to paver components.

SERVICEABILITY



Most daily service and maintenance checks can be made quickly, safely and easily from ground level.





VISIBILITY



All-around visibility with rotating and extending operator seats for a full view of the paving process.

CONTROL CONSOLES



Paving controls are intuitively grouped by function and backlit for easy identification in all lighting conditions. Screed setup controls have a lock-out feature.

Hydraulic tunnels

Effortlessly extend the hydraulically powered two stage tunnels up to 42" to confine and control the material.

SmokEater®

To protect the operators, the extraction system collects and disposes fumes from the auger area.

Sensor feed system

Four ultrasonic sensors automatically regulates the delivery and flow of material for smooth paving.

Track footprint

The P7110B has the highest contact surface area in the paving industry.

Track tension

The automatic track tensioning system ensures optimal track performance and long life.

P7170B wheeled paver

VOLVO TIER 4 FINAL ENGINE



The powerful and fuel efficient Volvo Tier 4 Final engine meets demanding emission regulations and industry-leading fuel efficiency.

Diesel Exhaust Fluid (DEF)

Volvo offers a total DEF solution that is quality assured, cost efficient and easily accessible. Contact your Volvo dealer for more information.

RANGE OF SCREEDS



Volvo offers a range of extendable, front and rear mounted screeds for increased versatility.

Hydraulic tunnels

Effortlessly extend the hydraulically powered two stage tunnels up to 42" to confine and control the material.

SmokEater®

To protect the operators, the fumes extraction system collects and disposes harmful fumes from the auger tunnel area.

Sensor feed system

Four sonic sensors automatically regulate the precise delivery and flow of material for smooth paving.

Flotation tires

Optimal traction and low ground disturbance from Volvo's exclusive low pressure, ballasted drive tires.





VISIBILITY



All-around visibility with rotating and extending operator seats for a full view of the whole paving process.

CONTROL CONSOLES



Paving controls are intuitively grouped by function and backlit for easy identification in all lighting conditions. Screed setup controls have a lock-out feature.

Hopper

Large hopper capacity for continuous paving. Heavyweight, rolled hopper wings prevent material build-up to improve clean-up.

Blaw-Kote® coating

The Blaw-Kote® protective coating system offers an environmentally friendly solution that minimizes asphalt from sticking to paver components.

SERVICEABILITY



Most daily service and maintenance checks can be made quickly, safely and easily from ground level.

Front wheel assist

Optional two-wheel or four-wheel drive versions of the P7170B are available for improved tractive effort and gradeability.

Load-level steering


Volvo exclusive load-level steering improves stability and extends the life of the bogie wheels.

Your uptime is our priority

At Volvo we're not just committed to providing you with a quality paver. We know that on a paving job, time means money. And that's why Volvo has a unique dealer support network to ensure your machine's uptime. Enjoy maintenance made easy and continuous state-of-the-art support with Volvo.

Volvo maintained

Volvo engines are built and maintained by Volvo. Because your paver is 100% Volvo, you'll benefit from a 'one-stop-shop' approach – with support, parts and warranty managed in one place by your local Volvo dealer. Volvo diesel particulate filters (DPF) are included in Volvo's Reman Exchange Services.



Road Institute

The Volvo Road Institute has been teaching customers how to operate and service asphalt pavers and compactor machines since its inception by Blaw-Knox in 1965. Operators are educated by experienced instructors on best practice techniques and taught how to recognize and correct paving problems.



Customer Support Agreement

Volvo Customer Support Agreements (CSA) offer service and maintenance with maximum cost control and minimum downtime. The flexible system caters to a range of needs from total repair and maintenance to an inspection program covering vital parts and functions.



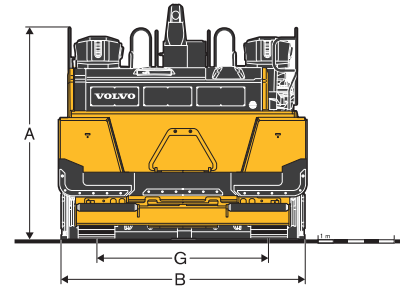
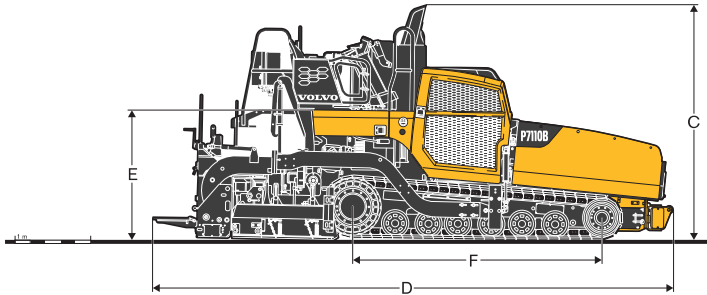


SUPPORT NETWORK



Volvo offers customers access to its first-class dealer support network. A factory trained technician, in a Volvo dealer service truck, with Genuine Volvo Parts is ready to service your paver at your convenience. Trust Volvo to maintain your uptime.

Specifications P7110B



Machine Dimensions	Unit		Tracked P7110B	
Basic Screed Width	m	ft	3.0	10'
Max Paving Width	m	ft	7.9	26'
Paving Depth	mm	in	6-305	0.25"-12"
B Shipping Width w/ Endgates (Hoppers Up)	m	ft	3.2	10'7"
Shipping Width w/o Endgates (Hoppers Up)	m	ft	3.0	10'
C Operating Height / Shipping Height	m	ft	3.1	10'2"
A Railing Height	m	ft	2.8	9'4"
E Deck Height	m	ft	1.7	5'7"
D Operating Length	m	ft	6.9	22'6"
Shipping Length (Screed down)	m	ft	6.5	21'4"
Hopper Length	m	ft	2.0	6'8"
Truck Clearance Width (Hoppers down)	m	ft	3.1	10'3"
Auger Diameter	mm	in	420	16.5"
Adjustable Height Augers (From ground)	mm	in	77-230	3"-9"
G Gauge - Track	m	ft	2.3	7'6"
Ramp Loading Angle	°	°	10	10

Weights

Shipping Weight Of Tractor Only	kg	lb	18,965	41,810
with Omni 318 screed	kg	lb	22,702	50,050
with Ultimat 200 screed	kg	lb	22,603	49,830

Suspension

Description	Continuous rubber track with tandem bogie system			
F Track length on Ground	m	ft	3.3	10'9"
H Track Width	mm	in	482	19"

Engine

Make / Model	Volvo D8 / EPA Tier 4 Final			
Rated Power @ Installed Speed	kW	hp	175	235

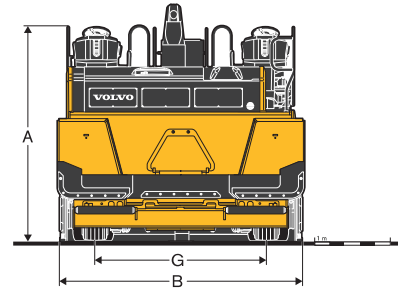

Propulsion

Description	2-speed planetaries, 2-speed drive motors			
Traction Drive	Hydrostatic direct drive			
Paving Speed	m/min	ft/min	0-68	0-224
Travel Speed	km/h	mph	0-14	0-9

Miscellaneous

Fuel Tank Capacity	l	gal	356	94
DEF Tank Capacity	l	gal	31	8
Hydraulic Tank Capacity	l	gal	254	67
Cooling Capacity	l	gal	34	9
Hopper Capacity (includes tunnel)	t / m ³	T / cu ft	12 / 6.6	13 / 234

Specifications P7170B



Machine Dimensions	Unit		Wheeled P7170B	
Basic Screed Width	m	ft	3.0	10'
Max Paving Width	m	ft	7.9	26'
Paving Depth	mm	in	6-305	0.25"-12"
B Shipping Width with endgates (Hoppers Up)	m	ft	3.2	10'7"
Shipping Width without endgates (Hoppers Up)	m	ft	3.0	10'
C Operating Height / Shipping Height	m	ft	3.1	10'3"
A Railing Height	m	ft	2.8	9'4"
E Deck Height	m	ft	1.7	5'7"
D Operating Length	m	ft	6.7	22'6"
Shipping Length (screed down)	m	ft	6.5	21'4"
Hopper Length	m	ft	2.0	6'8"
Truck Clearance Width (Hoppers down)	m	ft	3.1	10'3"
Auger Diameter	mm	in	420	16.5"
Adjustable Height Augers (From ground)	mm	in	116-270	4.5"-10.6"
G Gauge - Wheel	m	ft	2.3	7'7"
Ramp Loading Angle	°	°	12	12
Weights				
Shipping Weight Of Tractor Only	kg	lb	17,741	39,112
with Omni 318 screed	kg	lb	21,486	47,369
with Ultimat 200 screed	kg	lb	21,386	47,148
Suspension				
Description			2- Drive wheels, 4-front bogies Optional Front Wheel Assist (2 or 4 wheel)	
F Wheelbase	m	ft	3.0	10'
Drive Tire Size		in	18.00-25 16 ply	
Front Wheel Size		in	14 x 22	
Engine				
Make / Emissions level			Volvo D8 / EPA Tier 4 Final	
Rated Power @ Installed Speed	kW	hp	175	235
Propulsion				
Description			2-speed planetaries, 2-speed drive motors	
Traction Drive			Hydrostatic direct drive	
Paving Speed	m/min	ft/min	0-100	0-297
Travel Speed	km/h	mph	0-20	0-12
Miscellaneous				
Fuel Tank Capacity	l	gal	356	94
DEF Tank Capacity	l	gal	31	8
Hydraulic Tank Capacity	l	gal	242	64
Cooling Capacity	l	gal	34	9
Hopper Capacity (includes tunnel)	t / m ³	T / cu ft	12 / 6.6	13 / 234
Turning radius	m	ft	9.8	32'

Screeds specifications

Matched to your application. Gain an advantage with the versatility of Volvo screeds.


OMNI 318



ULTIMAT 200



WEDGE LOCK



Description	Unit		OMNI 318		Ultimat 200		WEDGE LOCK	
			Front-mounted extensions		Front-mounted extensions		Front-mounted extensions	
Vibration / Tamping System			Vibratory		Vibratory		Vibratory	
Basic Screed Width	m	ft in	3.0	10'	3.0	10'	3.0	10'
Standard Paving Width	m	ft in	3.0 – 5.6	10' - 18'6"	3.0 – 6.1	10' - 20'	3.0 – 4.9	10' – 16'
Max Paving Width	m	ft in	7.9	26'	6.1	20'	6.4	21'
Paving Depth	mm	in	6 – 305	0.25" – 12"	6 - 203	0.25" - 8"	6 – 305	0.25" – 12"
Screed Plate Depth								
Main	mm	in	457	18"	724	28.5"	724	28.5"
Extensions (front to rear)	mm	in	457	18"	216	8.5"	163	6.4"
Screed Weight	kg	lb	3,425	7,550	3,565	7,860	2,783	6,135
Vibratory Speed	Hz	rpm	17 – 40	1,000 – 2,400	17 - 42	1,000 - 2,500	0 – 52	0 – 3,100
Multiple bolt-on extensions available			Yes		No		Yes	
Tapered joint extensions available			Yes		No		No	
Screed remote control unit available			Yes		Yes		Yes	
Screed Heat Type			Electric		Electric		Electric	

Equipment

STANDARD EQUIPMENT

	P7110B	P7170B
2-stage power tunnels	•	•
30 kW generator with 3-110 AC and 2-12 DC outlets	•	•
4-sensor feed system	•	•
Adjustable screed tow arms	•	•
Automatic tensioning conveyors	•	•
Automatic track tensioning	•	•
Battery disconnect switch	•	•
Color functions display with speed limiter	•	•
Console gauge package	•	•
Console switches backlighting	•	•
Cup holder	•	•
Dual operator consoles with vandal covers	•	•
Dual screed control consoles	•	•
Emergency stop switches	•	•
Extensive hand-rails for deck and steps	•	•
Ground level fuel fill with lockable cap	•	•
Hopper locks	•	•
Hydraulic auger height adjustment	•	•
Independent augers and conveyors	•	•
Interchangeable drop in floor plates	•	•
Lockable deck-level fill point for DEF	•	•
Low fuel alarm	•	•
Outboard conveyor drive motors	•	•
Side extendable, rotating seats	•	•
SmokEater® Fumes Extraction	•	•
Smooth drive tracks	•	•
Remote RH battery jumper connections*	•	•
Volvo D8 Tier 4 Final engine	•	•

* Remote LH connection is optional equipment and RH connection is standard equipment.

OPTIONAL EQUIPMENT

	P7110B	P7170B
2 or 4 front wheel assist		•
3-Function screed control	•	•
Air inlet debris screen for radiator and coolers	•	•
Auger and screed extension kits	•	•
Auxiliary outlet box with 3 - 110 AC outlets	•	•
Back up alarm	•	•
Balloon and tower lighting packages	•	•
Blaw-Kontrol® floating beam assemblies	•	•
Blaw-Kontrol® grade and slope systems	•	•
Blaw-Kote® coating / wash-down with 35 ft. hose	•	•
CareTrack® telematics system	•	•
Emergency drive hand held control	•	•
Extended air cleaner inlet (use w/ hopper insert)	•	•
Flow Gates, hydraulically controlled	•	•
Halogen or LED work light packages	•	•
Hopper extension	•	•
Lugged drive tracks	•	•
Material indicator	•	•
Operator's umbrellas	•	•
Oscillating push rollers	•	•
Remote LH battery jumper connections*	•	•
Remote control for screed	•	•
Reversible augers	•	•
Reversible conveyors	•	•
Screed options, Omni and Ultimat	•	•
Service analyzer kit	•	•
Spanish or French manuals	•	•
Strobe beacon Light	•	•
Tow point indicator	•	•
Truck hitch, hydraulically controlled	•	•

SELECTION OF VOLVO OPTIONAL EQUIPMENT

Screed and auger extension kits



Blaw-Kontrol® grade and slope systems



Flow gates, hydraulically controlled



Screed remote controls



Auxiliary RH outlet box



CareTrack® telematics



VOLVO

Volvo Construction Equipment

www.volvoce.com